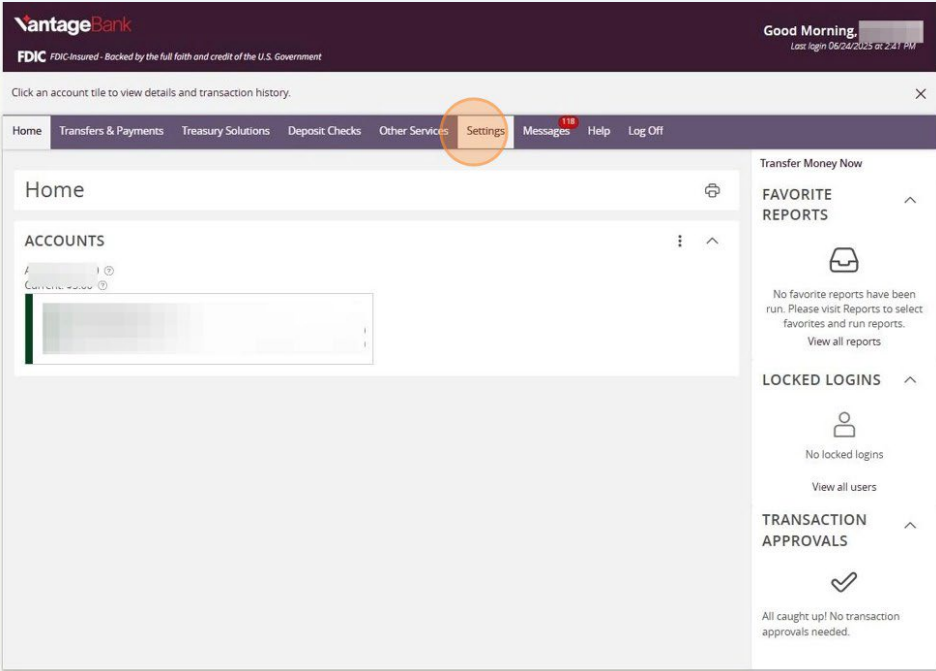
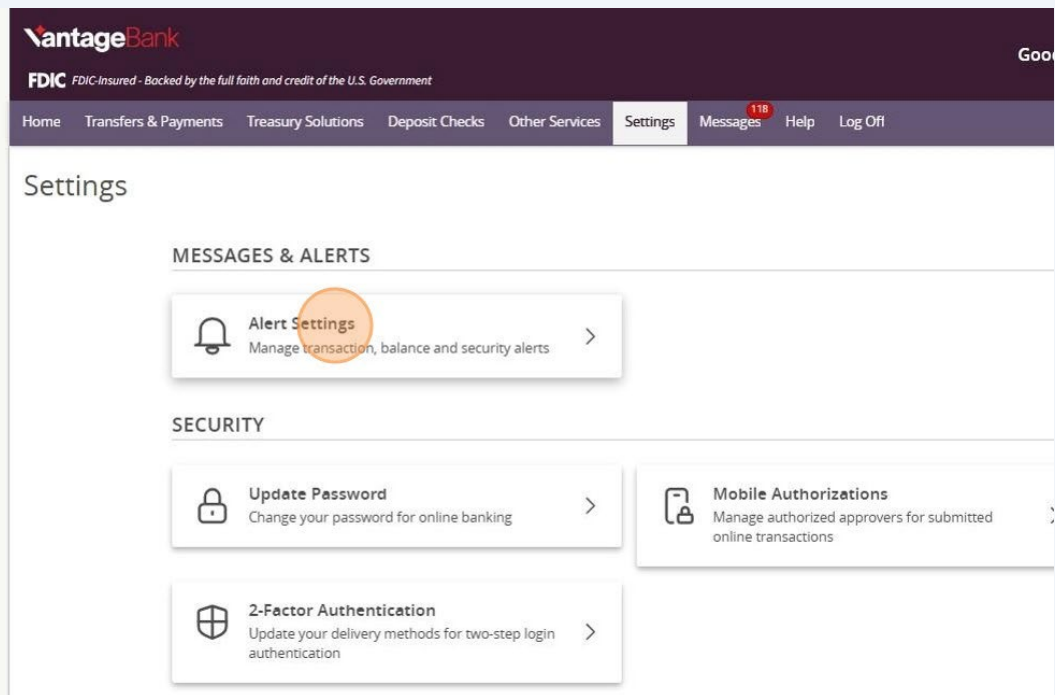


Crear Alertas.

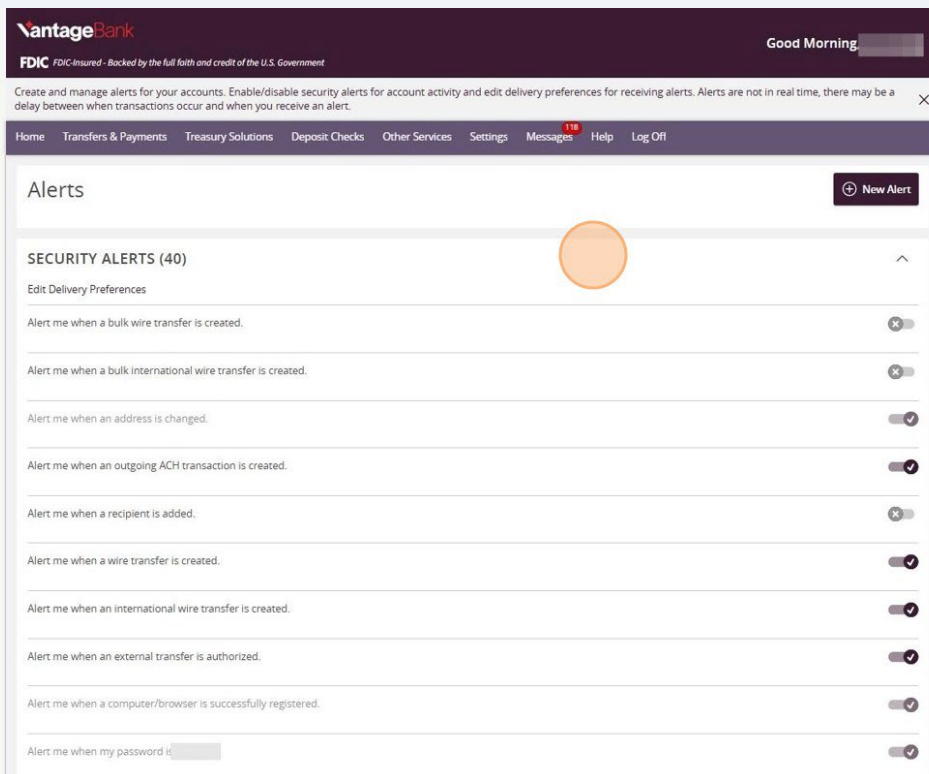
1 Haga clic en "Settings" ("Configuración")



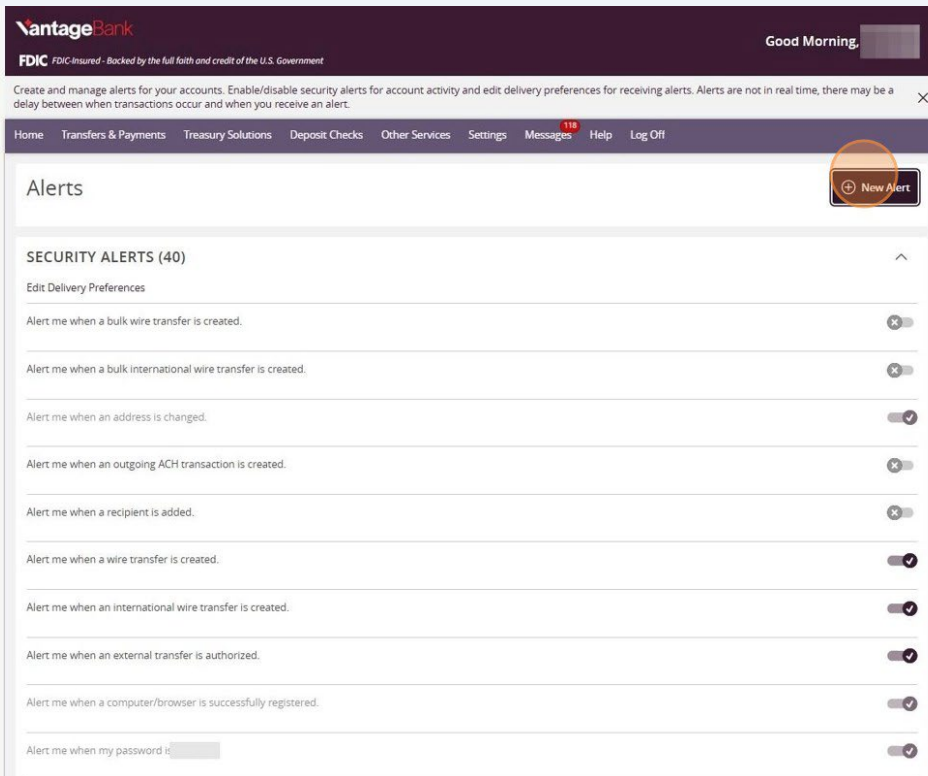
2 Haga clic en "Alert Settings" ("Configuración de Alertas")



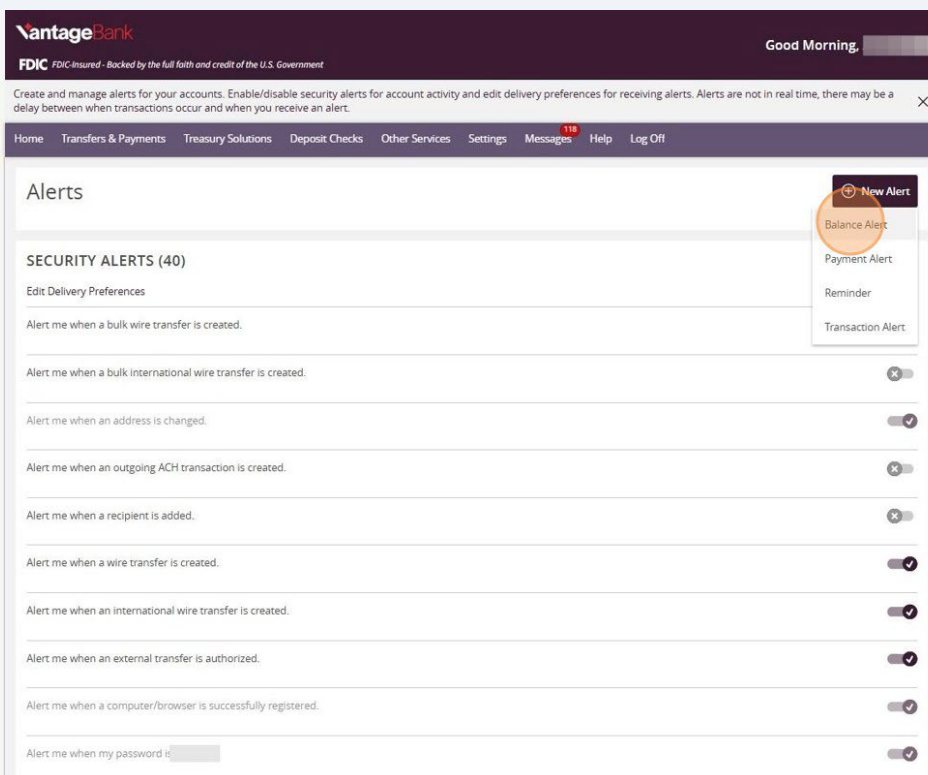
3 Aparecerá una lista de alertas predeterminadas que le permitirá activarlas o desactivarlas seleccionando la casilla correspondiente.



4 También tiene la opción de crear una nueva alerta dando clic en "New Alert" ("Nueva Alerta").



5 Seleccione el tipo de alerta que desea crear en el menú desplegable.



6

Complete la información solicitada para la alerta, asegurándose de incluir el método de entrega de su preferencia (correo electrónico, llamada telefónica, mensaje de texto SMS) y de aceptar los términos.

frequency
When alert criteria is met

Amount
More than Less than Exactly

\$ 2.00

Alert Delivery Method
SMS Text Message

Country
United States

SMS Text Number

Terms and Conditions
 Agree To Terms

Go back Create Alert

7 Haga clic en "Create Alert" ("Crear Alerta")

VantageBank
FDIC FDIC insured - Backed by the full faith and credit of the U.S. Government
Good Morning, [User Name]

Home Transfers & Payments Treasury Solutions Deposit Checks Other Services Settings Messages 119 Help Log Off

Payroll Account 0181 \$5.00

Account balance type

Frequency
When alert criteria is met

Amount
More than Less than Exactly

\$ 2.00

Alert Delivery Method
SMS Text Message

Country
United States

SMS Text Number

Terms and Conditions
 Agree To Terms

Go back Create Alert

8 Haga clic en "Close" ("Cerrar") para finalizar.

VantageBank
FDIC FDIC insured - Backed by the full faith and credit of the U.S. Government
Good Morning, [User Name]

Home Transfers & Payments Treasury Solutions

← Back to Alerts

New

Account

Please select an account to see available fields.

Amount
More than Less than Exactly

\$ 0.00

Alert Delivery Method

Delete Save

Save Alert
Your alert has been saved.
Close