Time Sheet Tracker
New York January 2026 Strike

Timesheet Tracker link for this strike:

https://kiosk.usnursing.com/ycP9926s/timesheet

1) Log In with **Date of Birth** and **Last 4 Digits** of your Social Security Number

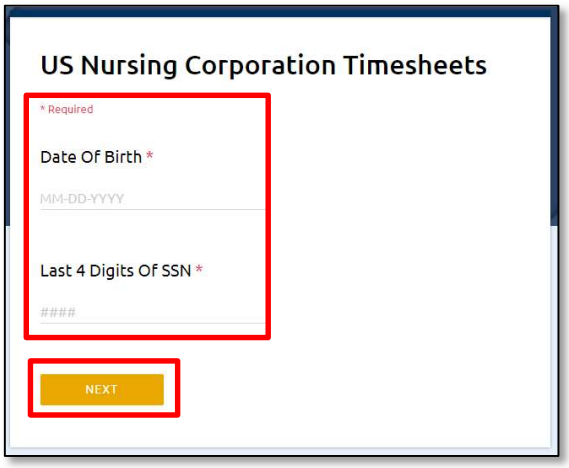

2) Each day is a separate timesheet. Click **Edit** to the right of your timesheet.

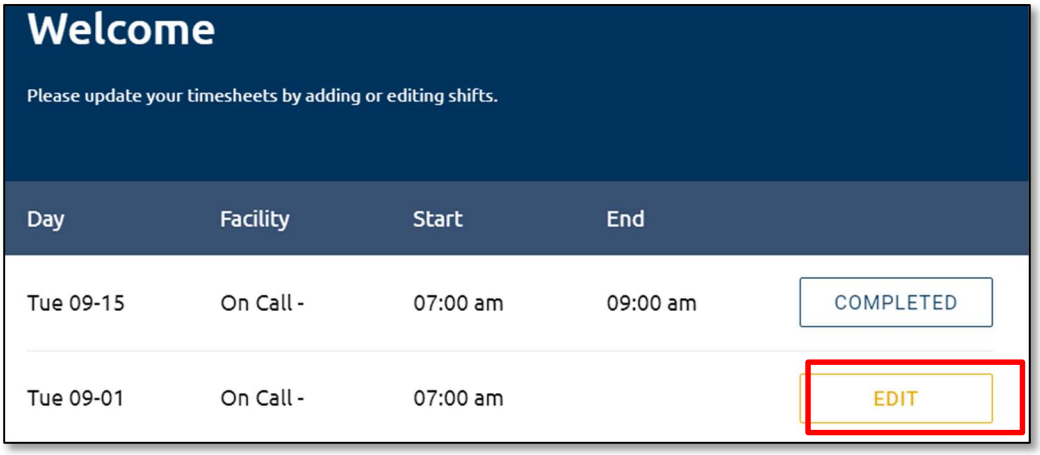

Note: Shift start and end time is automatically added as you are scanned by a USN representative.

3) Complete any missing information.

Date *

09-02-2020

Work Start *

07:00 AM

Work End *

07:00 PM

Meal Period One Start

--:-- --

Meal Period One End

--:-- --

Meal Period Two Start

(*Complete this section only if you took a second off duty meal period during your shift)

--:-- --

Meal Period Two End

--:-- --

Comment

(*include meal break info)

Acknowledgment *

By submitting this timesheet, I certify that: (1) the time recorded on this timecard accurately reflects all hours that I worked during this period; (2) I did not perform any 'off-the-clock' work that is not recorded on this timecard; and (3) during this pay period I was provided with the opportunity to take all meal and rest breaks to which I am entitled under the company policy and applicable state law, unless I have specified otherwise in the 'comments' box located on this timecard, and provided supporting details.

BACK SAVE SUBMIT

Note:

- *Enter the start and end time for your meal periods. Do not enter times for breaks less than 20 minutes.*

Note:

- *If no regular breaks were taken, you will be required to write comments on why this occurred.*

Note:

- *If you SAVE, your times can still be edited*
- *If you SUBMIT, the time can **only** be edited from a representative from Payroll*
- *Your time must be SUBMITTED, in order to get paid*

4) On Call and Call Back Timesheets

If you have an On Call shift, an On Call timesheet will be created once you are scanned in by a USN representative. If you are called in, you will enter your time in the Call Back Start and Call Back End fields on your timesheet by clicking ADD CALLBACK.

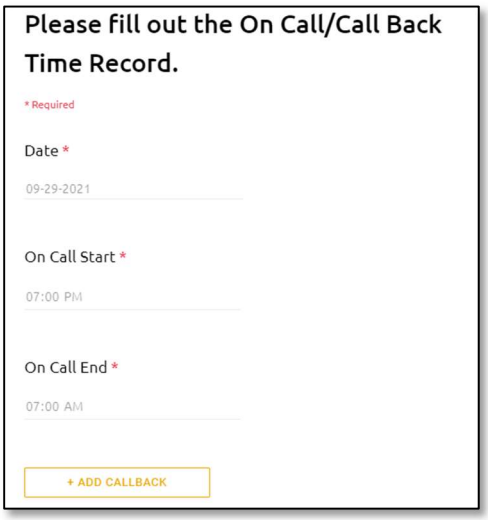

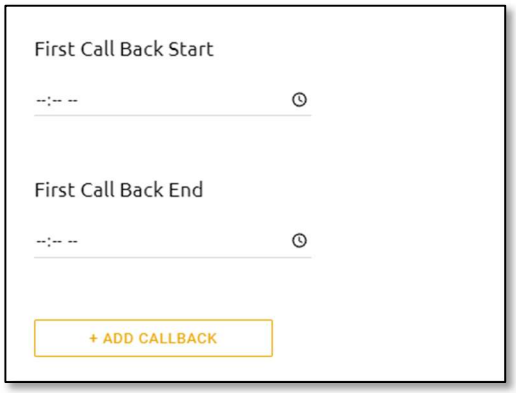

You will be able to submit your timesheet after you scan out of your On Call shift.

5) Once you have submitted a timesheet, it will show as “Completed” in your timesheet list.