

5-Stub Data Bus Couplers



PART NUMBER	APPLICATION
EE5005-1	Flange Mount
LF5005-1	Flange Mount ✓ RoHS

DESCRIPTION	TECH NOTES
Bus & Stub Jacks	TRB 3-Lug Jacks
Tech Note	Non-terminated
Bus Termination	None




PART NUMBER	APPLICATION
EE5005-2	Flange Mount
LF5005-2	Flange Mount ✓ RoHS

DESCRIPTION	TECH NOTES
Bus & Stub Jacks	TRB 3-Lug Jacks
Tech Note	Single-terminated
Bus 2 Termination	78.7 Ohm ± 1%, 2W Resistor



PART NUMBER	APPLICATION
EE5005-3	Flange Mount
LF5005-3	Flange Mount ✓ RoHS

DESCRIPTION	TECH NOTES
Bus & Stub Jacks	TRB 3-Lug Jacks
Tech Note	Single-terminated
Bus 2 Termination	78.7 Ohm ± 1%, 2W Resistor



PART NUMBER	APPLICATION
EE5005-4	Flange Mount
LF5005-4	Flange Mount ✓ RoHS

DESCRIPTION	TECH NOTES
Bus & Stub Jacks	TRB 3-Lug Jacks
Tech Note	Single-terminated
Bus 1 Termination	78.7 Ohm ± 1%, 2W Resistor



PART NUMBER	APPLICATION
EE5005-5	Flange Mount
LF5005-5	Flange Mount ✓ RoHS

DESCRIPTION	TECH NOTES
Stub Jacks	TRB 3-Lug Jacks
Tech Note	Dual-terminated
Bus 1 and Bus 2 Termination	78.7 Ohm ± 1%, 2W Resistors



Cable Assemblies
pages 15-20



Terminators
page 21



RFI Caps
page 21



Adapters
page 22



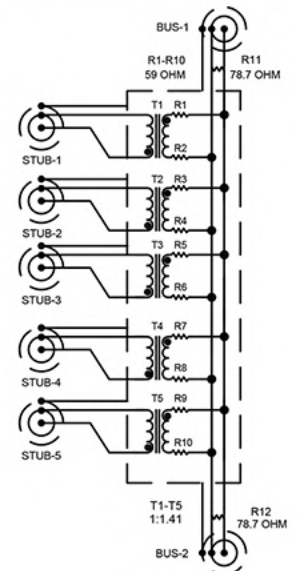
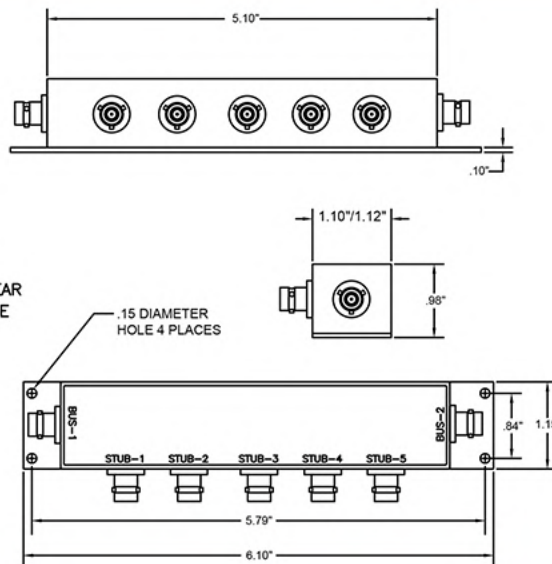
Connectors
page 24-25

1.0 ELECTRICAL SPECIFICATIONS: IAW MIL-STD 1553B

- 1.1 DROOP: 20% MAXIMUM
- 1.2 OVERSHOOT AND RINGING: +/- 1.0V PK-PK
- 1.3 TRANSFORMER RATIO: 1:1.41 STUB TO BUS
- 1.4 FAULT PROTECTION R1-R10: 59 OHM +/- 1%, 2 WATT PER MIL-R-39007
- 1.5 TERMINATION RESISTOR R11-R12: 78.7 OHM +/- 1%, 2 WATT PER MIL-R-39007
- 1.6 COMMON MODE REJECTION: -55dB @ 1MHz

2.0 MECHANICAL SPECIFICATIONS:

- 2.1 HOUSING: DIE CAST A360 ALUMINUM ALLOY CLEAR ANODIZED AND PAINTED WITH TEXTURE BAKED ENAMEL, COLOR BLUE
- 2.2 BASE PLATE: 6061-T6 ALUMINUM, SATIN FINISH
- 2.3 BUS AND STUB CONNECTOR: 3-LUG PJ1007 OR EQUIVALENT
- 2.4 MATING CONNECTOR: EE1001-XX OR EQUIVALENT
- 2.5 ENCAPSULATING: EPOXY
- 2.6 DIMENSION: NOMINAL
- 2.7 NOMINAL UNIT WEIGHT: 6.90 OUNCES (195.61 GRAMS)
- 3.0 ENVIRONMENTAL:
- 3.1 OPERATING TEMPERATURE: -55°C TO +125°C



Contact Electro for custom connectorization and configurations.